


## Teaching Guide -The Osing People

### Instructions for Leaders or Teachers

- Study all the material yourself before sharing it with others.
- Introduce the people group to the children.
- Listen to the audio information that describes the people group.
- Listen to any additional information provided.
- Do these things in the order listed. Some points can be skipped over if not usable.
- Use a map of globe to locate the area where the people group lives.
- Have children do map work that is age appropriate.
- Talk about the location of the Osing people group in relation to the equator.
- Ask “Do the Osing people live close to the equator?” If the answer is “Yes”, this indicates a hot/tropical climate.
- Ask, “Do the Osing people live in a mountain area?” If the answer is “Yes”, this will indicate a colder/cooler climate.
- Have the children name the countries surrounding the country where the Osing people group live.
- Look at the map included and see if the country has any access to an ocean or a river which would allow transport of goods.
- Talk about the ways the Osing people group provide for basic human needs:
  - Food
  - Clothing
  - Shelter
  - Human relationships
  - Compare the answers with the way your own people provide these needs.
    - Are these customs of the Osing people different from the way you live?
    - Talk about the importance of color and the meaning of color.
    - Talk about festivals and music.

- Talk about the animals that live in this country where the Osing people live. Are the animals helpful to the people? Are the animals a danger to the people?
- What are the main spiritual beliefs of the Osing people?
  - Have any of these people placed their faith in Jesus Christ?
    - Is there a church where these people may gather together to worship and study?
    - Do any Christians in this group face persecution, (treatment in a harsh or cruel way) for their beliefs?
- Ask your group of children if the Osing people have any part of God's Word (The Bible), translated into their own language?
- Ask if they have any other Christian material?
  - Bible stories
  - Christian radio
  - Christian music Christian drama
  - Christian audiocassettes
- Pray for the Osing people group using the prayer points you have heard. Are the children able to think of other things for which to pray?
- Are there people groups in your country who are still waiting to hear the message of God's love for all peoples? Pray for them too!
- Are there children or adults in your group who might like to train as Bible Translators? A Bible Translator put the words of the Bible into the words of a different language.
- Review the names and countries of other people groups you have already studied.
- If a craft or color page is included this week and is useful for your group of children to work on, do it now.



## Osing (OH-sing)

Many years ago the towering volcano rumbled. The lava flow raced down the mountain. As usual the sun shone. Warm rains drizzled. Then a lime green blanket unrolled over ash-gray dirt. Today people say if you plant any stick, it will grow on the Indonesian island of Java.

Like their parents, Osing children enjoy family feasts. All the neighbors come. Women bring fruit and flowers that glow with color. Musicians drum with dancing fingers or tap gently on bronze gongs with special hammers. Graceful dancers swing smoothly to the liquid sound. Peace reigns in the valley.

*The Osing people do not have the Bible in their own language.*



## The Osing People

**Continent: Asia**

**Country: Indonesia (The Island of Java)**

**Geographical information:**

**The country of Indonesia is made up of 13,667 islands located between the Indian Ocean and the Pacific Ocean. Only 6,000 of those islands have people living on them.**

- The Osing people live on the main island of Java.
- Java is a long narrow island that has a line of 12 volcanoes running down its center. 30 of the volcanoes are active and considered dangerous.
- The highest volcano peak on the island of Java is 3,676 meters (11,028 feet) high.
- The climate of Java is tropical in the west.
- The eastern part of Java has deciduous forests and dry savannah grasslands.
- Two interesting animals that live in the Osing area are the beautiful peacock bird and the tiny big-eyed tarsier.
- Facts about the Osing people:
- The Osing people are considered by the Indonesian government to be one of the “lost tribes” from long ago.
- The Osing people live in and around a small town but very old town.
- The town is located on a peninsula in the extreme southeast of the island. This peninsula has 48 mountains. Some of them are volcanoes and one of them is the highest mountain in Java.
- The volcanoes have made Java’s soil very fertile. With plenty of rain and sunshine the land produces good crops.
- Large plantations grow sugarcane, coffee, rice and tea and provide jobs for the Osing people.
- All the Osing, young and old, men and women, do their share of working in the fields.
- Most people don’t own land but they work for the large plantations.

- The Osing people speak their own language at home.
- Away from home they speak Bahasa Indonesian which is the national language of Indonesia.
- The Osing people have interesting music instruments and beautiful dances.
- The Osing people are Muslims.
- Some Osing also mix the old ways with Muslim beliefs.


**You can pray for the Osing people:**

- Pray that God will send Christians to share the good news of Jesus with the Osing people.
- Pray that the God will prepare the hearts of the Osing people and allow them to hear and accept the good news of Jesus.
- Pray that the leaders of Indonesia will allow the Osing people to become Christians.

## Indonesia Animal Studies

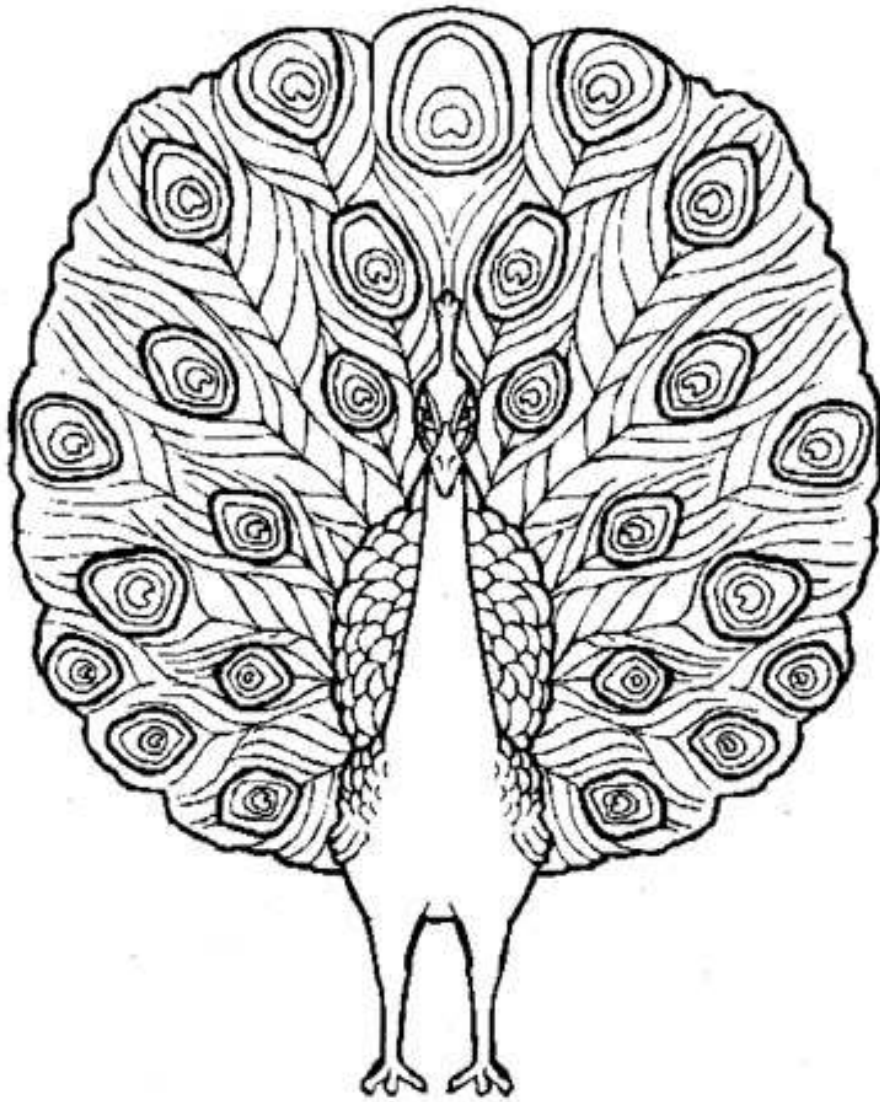
### Peafowl

- Male peafowl are beautiful birds that are native to countries of south-east Asia including Indonesia.
- The male peafowl are called a peacocks.
- The female peafowl are called peahens.
- Because male peafowl are so beautiful many people raise them in different parts of the world.
- Deciduous tropical rainforests are where these birds live in the wild. They do not migrate.
- Peafowl eat seeds, fruit and other plant material. They also eat some small animals like mice and insects.
- Peahens build shallow nests in the undergrowth of the rainforests. They build the nests with sticks, leaves and grass.
- Both male and female peafowl have a fan-shaped crest on their heads.
- Peacocks also have very beautiful tail feathers. The tail feathers are long and very brightly colored. The tail feathers grow from the brightly colored back.
- Peahens do not have the colorful display of feathers. Peahen feathers are brown, white and black.
- Male peacocks are very proud and they like to strut about. They love to display their feathers by raising them up and spreading them out.
- Peafowl have very loud calls. They sound like women screaming in pain.
- During mating season the males will call all night long. They are hoping to attract the peahens.
- The male peacocks do not need a hen as an excuse to show their tail feathers. They often put on a display for no other reason than to be proud.



**Peafowl**





Peacock

## Indonesia Animal Studies

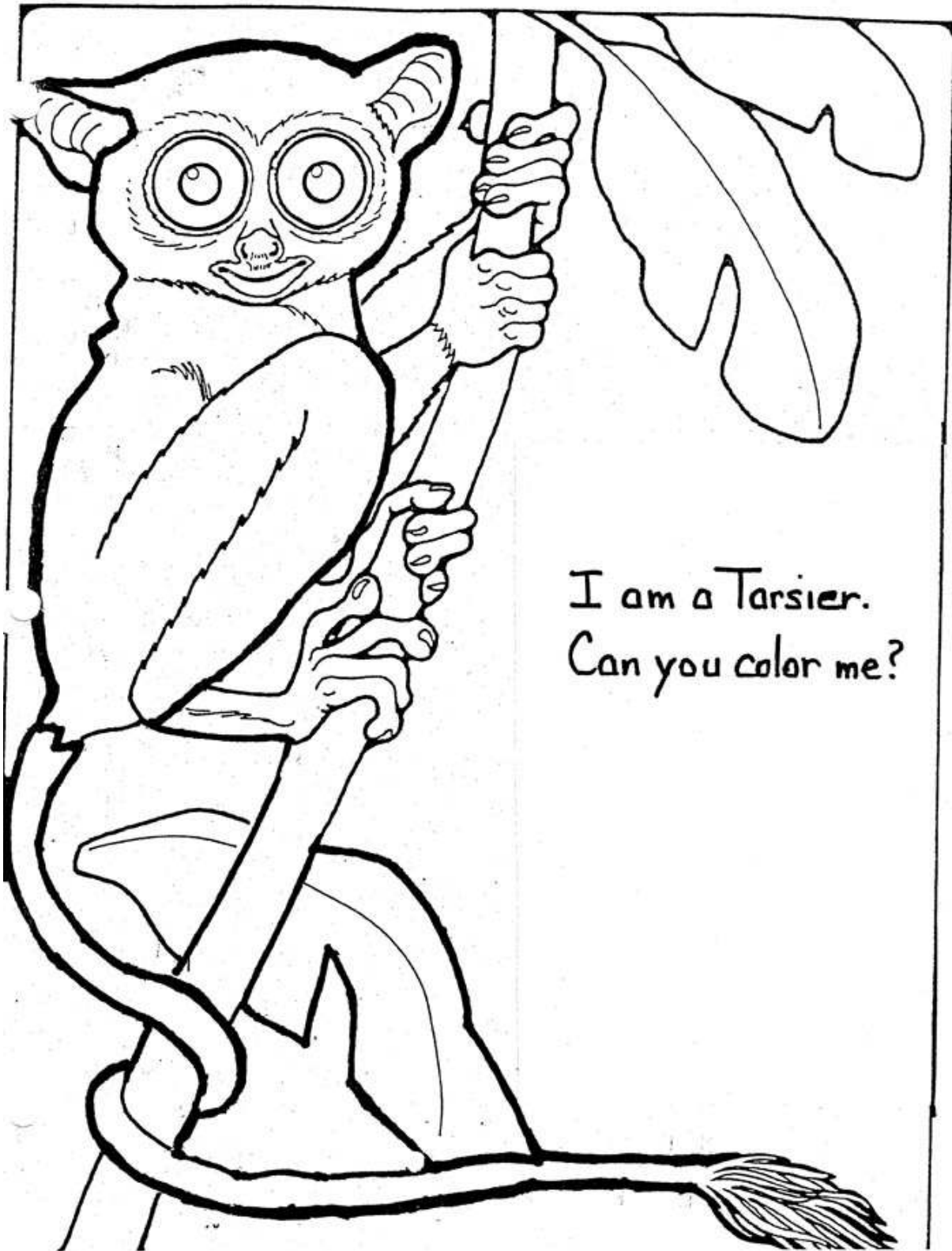
### Tarsiers

**Tarsiers live on the Indonesian Islands and also on the Philippine Islands in South East Asia. They live in rainforests and bamboo forests. They spend their whole life in trees.**

- Tarsiers travel by leaping from tree to tree.
- Tarsiers sleep in trees and the females even give birth clinging to a tree trunk.
- Tarsiers cannot walk on land. Instead they must hop if they are on the ground.
- God gave tarsiers (TAR-see-urs) enormous eyes to help them see well and find food at night. The big eyes also help the tarsier escape from enemies in the dark forest at night.
- Tarsiers sleep during the day because they can not see well in daylight.
- The little bodies of tarsiers are only about six inches long and there are large hungry animals who would like to eat them.
- God also made the little tarsiers so they can turn their head completely around! They can look directly behind themselves to see approaching danger.
- And God gave them long hind legs and special ankle bones so they can make great leaps to safety.
- God gave these tiny mammals everything they need to live successfully where he put them.
- Tarsier's have sharp claws to help them catch insects and tiny lizards.
- Tarsiers have sticky round toe pads to help them cling tightly to branches.
- The long bare tails of tarsiers are perfect for gripping tree limbs and helping them keep their balance high in the rainforest treetops.



**Tarsiers**



I am a Tarsier.  
Can you color me?

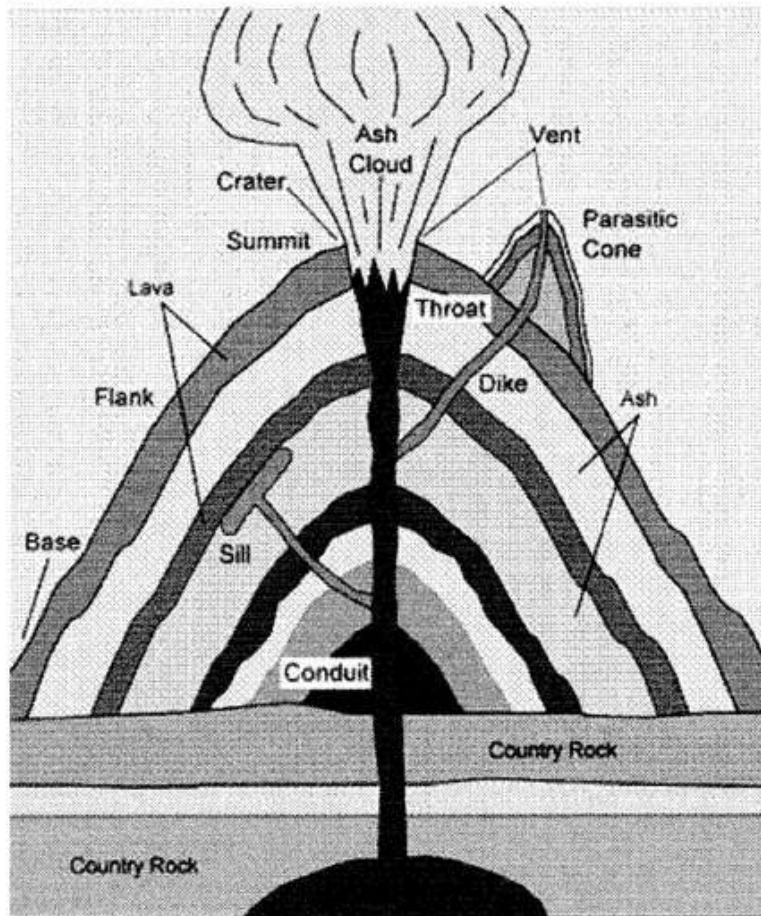
## **Volcanoes**

**A volcano is a mountain that opens downward to a pool of very hot liquid rock beneath the surface of the earth. When pressure builds up, eruptions happen. Gases and rocks shoot through the opening and spill over or fill the air with lava fragments. Eruptions can cause straight up blasts or side way blasts. There might be lava flows, hot ash flows, mudslides, avalanches of snow or rock, or falling ash. Volcano eruptions have sometimes knocked down entire forests of trees. An erupting volcano can cause tsunamis (huge ocean waves), flash-floods earthquakes, mud-flows and rock-falls.**

**Fresh volcanic ash, made of tiny bits of rock, can be harsh, acidic, gritty and smelly. The ash may cause damage to the lungs of older people, babies, and those who have trouble breathing.**


**More than 80 percent of the earth's surface is volcanic in origin. The sea floor and some mountains have been formed by many volcanic eruptions. There are more than 500 active volcanoes in the world. More than half of these volcanoes are part of what is called the "Ring of Fire," a region that encircles the Pacific Ocean.**

## Parts of a Volcano



This cross-section shows the parts of a volcano. A conduit feeds magma to the surface. Near the surface, the gas expands and fragments the lava into ash. Some magma passes through dikes to feed vents. Some magma intrudes parallel to layers to make sills.





## Copyrights and Creative Commons license

The license used here makes 7 important provisions.

You are free, indeed encouraged, to do the following:

- Copy, print, distribute, display, and teach from Spark materials in any way you wish.
- Make changes for your own use and for distribution to others.
- Make any sort of non-commercial copies, ministry copies, or personal copies, from any Spark material, without further notice.

Under the following conditions:

- You properly cite the original authors of the material you find here. Pages on [www.vernacularmedia.org](http://www.vernacularmedia.org) without a clear authorship should be cited to [vernacularmedia.org](http://vernacularmedia.org) on your copies.
- You must retain the BY-NC-SA license on your copies of materials copied from [www.vernacularmedia.org](http://www.vernacularmedia.org). (You must not trample the commons.)
- You must not change the license. (You must not steal from the commons.)
- You must ask for permission for use of Spark materials outside of this list. (You need permission to take work out of the commons.)

**By Spark Team**