

Teaching Guide -The Zapotec People

Instructions for Leaders or Teachers

- Study all the material yourself before sharing it with others.
- Introduce the people group to the children.
- Listen to the audio information that describes the people group.
- Listen to any additional information provided.
- Do these things in the order listed. Some points can be skipped over if not usable.
- Use a map of globe to locate the area where the people group lives.
- Have children do map work that is age appropriate.
- Talk about the location of the Zapotec people group in relation to the equator.
- Ask “Do the Zapotec people live close to the equator?” If the answer is “Yes”, this indicates a hot/tropical climate.
- Ask, “Do the Zapotec people live in a mountain area?” If the answer is “Yes”, this will indicate a colder/cooler climate.
- Have the children name the countries surrounding the country where the Zapotec people group live.
- Look at the map included and see if the country has any access to an ocean or a river which would allow transport of goods.
- Talk about the ways the Zapotec people group provide for basic human needs:
 - Food
 - Clothing
 - Shelter
 - Human relationships
 - Compare the answers with the way your own people provide these needs.
 - Are these customs of the Zapotec people different from the way you live?
 - Talk about the importance of color and the meaning of color.
 - Talk about festivals and music.

- Talk about the animals that live in this country where the Zapotec people live. Are the animals helpful to the people? Are the animals a danger to the people?
- What are the main spiritual beliefs of the Zapotec people?
 - Have any of these people placed their faith in Jesus Christ?
 - Is there a church where these people may gather together to worship and study?
 - Do any Christians in this group face persecution, (treatment in a harsh or cruel way) for their beliefs?
- Ask your group of children if the Zapotec people have any part of God's Word (The Bible), translated into their own language?
- Ask if they have any other Christian material?
 - Bible stories
 - Christian radio
 - Christian music
 - Christian drama
 - Christian audiocassettes
- Pray for the Zapotec people group using the prayer points you have heard. Are the children able to think of other things for which to pray?
- Are there people groups in your country who are still waiting to hear the message of God's love for all peoples? Pray for them too!
- Are there children or adults in your group who might like to train as Bible Translators? A Bible Translator put the words of the Bible into the words of a different language.
- Review the names and countries of other people groups you have already studied.
- If a craft or color page is included this week and is useful for your group of children to work on, do it now.

Z


Zapotec

(SA-po-take)

Purple mountains roll like a vast ocean. Puffy white clouds dance. Breezes tickle trees. These Zapotec people live high on the mountains. Their homes are in southern Mexico, far from the cities. They say, "We are the forgotten people."

A Zapotec man toils in the cornfield to feed his family. Today there will be delicious tortillas for supper. They are as big as Frisbees®. Splursh and squish! Shmooshi! Mother pushes her rolling rock over softened corn. Sputter and squeak! Splursh and squish! She learned to shape tortillas when she was young. By age ten most Zapotec girls are expert tortilla makers.

The Northeast Yautepc Zapotec people do not have the Bible in their own language.





The Zapotec People (Northeast Yautepec Zapotec)

Continent: North America

Country: Mexico

Geographical Information:

Mexico is a country located in between the United States of America and Guatemala and Belize.

- Find these four countries on the map.
- Parts of Mexico are very modern and industrial. Other parts are very poor and the people live far from modern things.
- The Yautepec Zapotec are one of these groups who live very simple lives. The Zapotec language is really the name of a language family. There are as many as 40 different dialects of Zapotec. The speakers cannot understand each other.
- All the Zapotec languages are spoken in the State of Oaxaca. It is in southern Mexico. The Yautepec Zapotec live in the northeastern mountains in the State of Oaxaca
- One animal that was once wild but is now tamed is the Burro. These are small, but sure-footed donkeys. Many Zapotec use burros to help plow fields and to transport their goods to market

Facts about the Yautepec Zapotec:

- There are about 2000 people who speak Yautepec Zapotec.
- They live in and around two towns. These two towns are far from any other place. The towns are not even close to each other. It takes four hours to walk from one town to the other town.
- Children can attend primary school. There are no schools beyond grade six.
- Most people have no electricity in their homes. There is no telephone service.
- Homes are made of mud bricks dried in the hot sun. They have white wash on them and sometimes a bit of color is added. The roofs are made of clay tiles or metal that can catch the rain for storage.
- Zapotec men wear white clothing to keep cool working in their corn fields. When the weather turns cold they wear a brightly colored poncho or blanket over their shoulders.

- Women wear colorful blouses and long skirts. Children wear smaller clothes of the same kind as their parents.
- Most of the men have small farms. Corn is the main crop. They also grow squash, onions, garlic, and peppers. Cattle, sheep and chickens are also raised.
- Some Zapotec are famous for the things they make. Some make beautiful rugs and other wool weavings. Others make lovely baskets, gold jewelry and colorful embroidery.
- When these items are sold at far away outdoor markets, the Zapotec people can buy things they don't have in their own area.
- A few of the Zapotec dialect groups have some of God's Message translated into their own language as well as other Christian materials.
- The Yautepec Zapotec people do not have any Bible portions or Christian materials in their own language.

You can pray for the Yautepec Zapotec:


- Pray that someone will feel called by God to translate God's Message for these people.
- Pray that other Christian materials such as radio and cassette tapes will help the Zapotec learn that God loves them.
- Pray that Christian Zapotec people that speak other dialects will share the Good News of Jesus with the Yautepec Zapotec.

Mexican Animal Study

Burro

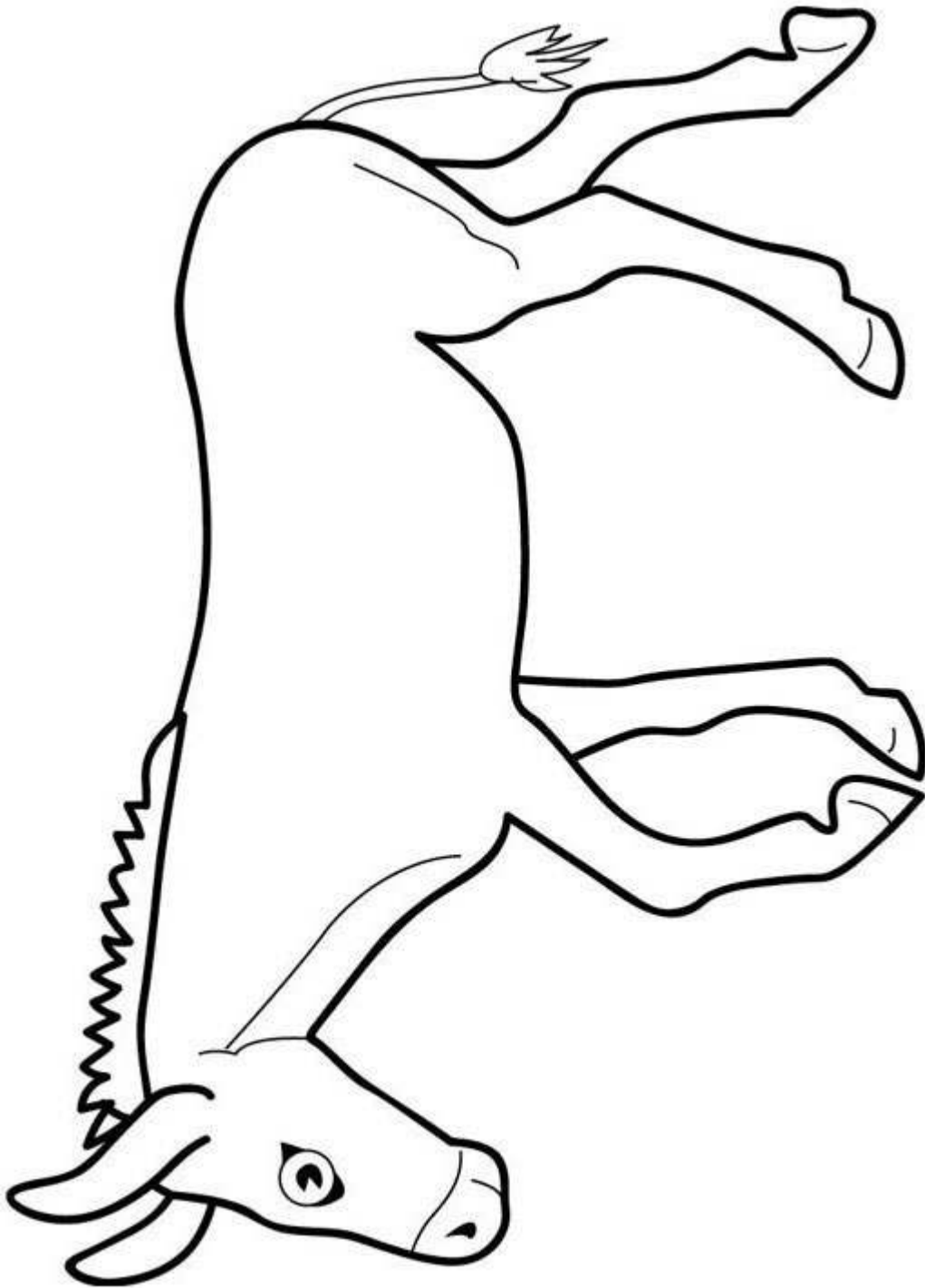
Burros are small donkeys that were introduced into the Western part of the world (North and South America) about 600 years ago.

- They were first found running wild in the North African deserts. In Africa burros were called Wild Asses.
- Burros are small but hardy. They are only as tall as 5 feet (1.524 m).
- They have long ears and short hair along the neckline (mane).
- Their color can vary from black to brown to gray.
- The average weight of a burro is about 350 pounds (159 kg).
- Burros are well equipped for life in arid (dry) country.
- They are sure-footed and can eat different types of grasses, shrubs and other desert plants.
- They can carry heavy burdens for many days through hot, dry areas.
- They have tough hooves on their feet that do not have to be fitted with shoes (like a horse).
- They have long, rough fur. They have a loud unpleasant voice that sounds like “hee-haw”.
- Female burros usually give birth to one colt each year.
- Burros can live for about 30 to 50 years when people own and care for them.
- Zapotec farmers in southern Mexico often use these animals to help plow their fields. They are also used to carry goods to market.



Burro

Coloring Page



Burro to Color

Copyrights and Creative Commons license

The license used here makes 7 important provisions.

You are free, indeed encouraged, to do the following:

- Copy, print, distribute, display, and teach from Spark materials in any way you wish.
- Make changes for your own use and for distribution to others.
- Make any sort of non-commercial copies, ministry copies, or personal copies, from any Spark material, without further notice.

Under the following conditions:

- You properly cite the original authors of the material you find here. Pages on www.vernacularmedia.org without a clear authorship should be cited to vernacularmedia.org on your copies.
- You must retain the BY-NC-SA license on your copies of materials copied from www.vernacularmedia.org. (You must not trample the commons.)
- You must not change the license. (You must not steal from the commons.)
- You must ask for permission for use of Spark materials outside of this list. (You need permission to take work out of the commons.)

By Spark Team