

Teaching Guide -The Jumjum People

Instructions for Leaders or Teachers

- Study all the material yourself before sharing it with others.
- Introduce the people group to the children.
- Listen to the audio information that describes the people group.
- Listen to any additional information provided.
- Do these things in the order listed. Some points can be skipped over if not usable.
- Use a map of globe to locate the area where the people group lives.
- Have children do map work that is age appropriate.
- Talk about the location of the Jumjum people group in relation to the equator.
- Ask “Do the Jumjum people live close to the equator?” If the answer is “Yes”, this indicates a hot/tropical climate.
- Ask, “Do the Jumjum people live in a mountain area?” If the answer is “Yes”, this will indicate a colder/cooler climate.
- Have the children name the countries surrounding the country where the Jumjum people group live.
- Look at the map included and see if the country has any access to an ocean or a river which would allow transport of goods.
- Talk about the ways the Jumjum people group provide for basic human needs:
 - Food
 - Clothing
 - Shelter
 - Human relationships
 - Compare the answers with the way your own people provide these needs.
 - Are these customs of the Jumjum people different from the way you live?
 - Talk about the importance of color and the meaning of color.
 - Talk about festivals and music.

- Talk about the animals that live in this country where the Jumjum people live. Are the animals helpful to the people? Are the animals a danger to the people?
- What are the main spiritual beliefs of the Jumjum people?
 - Have any of these people placed their faith in Jesus Christ?
 - Is there a church where these people may gather together to worship and study?
 - Do any Christians in this group face persecution, (treatment in a harsh or cruel way) for their beliefs?
- Ask your group of children if the Jumjum people have any part of God's Word (The Bible), translated into their own language?
- Ask if they have any other Christian material?
 - Bible stories
 - Christian radio
 - Christian music Christian drama
 - Christian audiocassettes
- Pray for the Jumjum people group using the prayer points you have heard. Are the children able to think of other things for which to pray?
- Are there people groups in your country who are still waiting to hear the message of God's love for all peoples? Pray for them too!
- Are there children or adults in your group who might like to train as Bible Translators? A Bible Translator put the words of the Bible into the words of a different language.
- Review the names and countries of other people groups you have already studied.
- If a craft or color page is included this week and is useful for your group of children to work on, do it now.


J

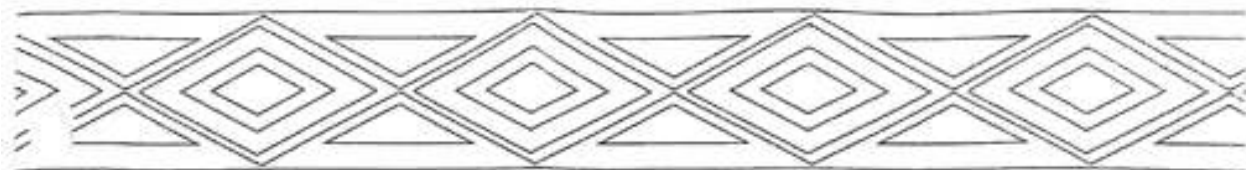
Jumjum

(JUM-jum)

The rainy season paints the pastures green, and contented bulls graze on new grass. Jumjum cattle camps in Sudan are far from home. The cowboys sleep on straw mats close by the animals. Young men take pride in their cattle, even when a beast is stubborn. They string bells around the neck of a favorite bull and serenade him with special songs and the plinkety plunk of a lute.

A Jumjum man hunts skillfully with a spear or a carved stick. He hurts the long stick at huge lizards or wild guinea fowl with great success. If he misses the target, the stick zooms back like a boomerang. *The Jumjum people do not have the Bible in their own language.*





The Jumjum People

Continent: Africa

Country: Sudan

Geographical Information:

The Jumjum people live on the continent of Africa. They live in the country called Sudan.

- Sudan is a large East-African country along the Red Sea, below Egypt.
- It is surrounded by eight countries.

Look at the map of Africa and name the countries that surround Sudan.

- The Jumjum people live near the Blue Nile River, in Eastern Sudan.
- This river flows north and becomes the famous Nile River in Egypt.
- The area where the Jumjum people live is mostly flat, with some rocky hills.
- One kind of wild animal found in the Sudan is the hyena.

Facts about the Jumjum people:

- The Jumjum people are farmers and shepherds.
- The men and boys herd cattle, goats and sheep. They also grow crops such as millet, sesame, and beans. The men enjoy hunting, and fishing.
- The women and girls gather wild fruit and grain. They also help with the farming.
- Young men love their cattle and enjoy being “cowboys”. Sometimes they take their musical instruments and play and sing to the animals.
- A Jumjum village has different homesteads.
- Every homestead has two or three living huts, a place to store grain and huts for sheltering animals.
- Individual huts are round, with mud walls and roofs made of thatched grass.
- Jumjum men may have more than one wife. Each wife has a hut of her own where she cares for her children.
- Jumjum parents arrange the marriages. Young Jumjum men must perform a long period of “bride-service” for the girl and her family.
- (Read the story of Jacob and his wives Leah and Rachel in Genesis 29.)

- Some Jumjum children are able to attend school.
- The Jumjum people have little medical help in their area.
- Most Jumjum people are animists. This means that they believe non-human objects have spirits.
- Many Jumjum also practice witchcraft and use a rainmaker to bring rain. The rainmaker makes sacrifices of animals.
- There are some Jumjum Christians who must worship mainly in Arabic. They have no Christian materials like the Bible or hymnbooks in their own language.
- Jumjum Christians want Scripture and other Christian materials translated into their own language.
- At present translation work has begun and some of the basic preparation is finished for some basic Bible stories.

You can pray for the Jumjum people.

- Ask the Lord to send more Christians to work among the
- Jumjum people of Sudan.
- Pray for the Jumjum believers and the message of God's love as they share with their own people.
- Pray that Scripture translation and other Christian materials will be translated into the Jumjum language and used by the people.


Sudan Animal Study – Hyenas

Hyenas are meat-eating animals that live in Africa south of the Sahara Desert. They also live in parts of Asia. They live in different types of surroundings. Some live in savannas, others live on dry plains, and others live in brushy areas. They like to live in large groups.

- When hyenas get excited they make a giggling sound so they are sometimes called “laughing hyenas.
- Although they look a bit like dogs, they are related to the mongoose and cats.
- Hyenas can weigh as much as 82 pounds (37 kg).
- Hyenas have strong shoulders and sloping backs and are good runners.
- Hyenas have short rough hair on their bodies. The hair may be brown, tan or red in color. The bodies are spotted all over.
- They have large sharp teeth and very powerful jaws. They can sometimes even chase lions away from their kill.
- Hyenas also eat any dead animals they find.
- Hyenas spend most of the day in holes in the ground or in rocky caves.
- They hunt in packs, mostly at night.
- They chase their prey until it is exhausted. Then the whole pack sets upon the victim.
- They have strong stomachs that can digest bones, horns and even teeth of the animals they kill.



Hyenas



SPOTTED HYENA

Throwing Sticks in the Sudan (Boomerangs)

- Throwing sticks (boomerangs) have been used in North Africa, since ancient times. They are still used today.
- The African idea of the throwing stick came from people who live in the country of Sudan.
- It was part of their oldest custom.
- The main use of this throwing stick is as a weapon for hunting of wild animals.
- The stick returns to the thrower if it misses the target.
- It does not get lost. Much time is saved not having to hunt for the throwing stick.



Boomerangs

Copyrights and Creative Commons license

The license used here makes 7 important provisions.

You are free, indeed encouraged, to do the following:

- Copy, print, distribute, display, and teach from Spark materials in any way you wish.
- Make changes for your own use and for distribution to others.
- Make any sort of non-commercial copies, ministry copies, or personal copies, from any Spark material, without further notice.

Under the following conditions:

- You properly cite the original authors of the material you find here. Pages on www.vernacularmedia.org without a clear authorship should be cited to vernacularmedia.org on your copies.
- You must retain the BY-NC-SA license on your copies of materials copied from www.vernacularmedia.org. (You must not trample the commons.)
- You must not change the license. (You must not steal from the commons.)
- You must ask for permission for use of Spark materials outside of this list. (You need permission to take work out of the commons.)

By Spark Team